









Raymore, MO Solar Potential

	Land Use	Available Roof Area	Potential Installed Capacity	Potential Electricity Cost Savings
	Agriculture or Vacant	765,679 sq ft	4,977 kW	\$623,295
	Commercial	786,584 sq ft	5,113 kW	\$640,313
	Industrial	169,877 sq ft	1,104 kW	\$138,287
	Office	81,213 sq ft	528 kW	\$66,111
	Park, Open Space	62,325 sq ft	405 kW	\$50,735
	Public/Semipublic	640,562 sq ft	4,164 kW	\$521,445
	Residential	11,019,645 sq ft	71,628 kW	\$8,970,462
	Unclassified	45,501 sq ft	296 kW	\$37,040

